



2025 NEW STUDENT PROFILE

An essential look at the new students shaping our future

ADMISSIONS



APPLIED

First Year: 10,075
Transfer: 3,682
Graduate: 765



ADMITTED

First Year: 9,529
Transfer: 3,324
Graduate: 453

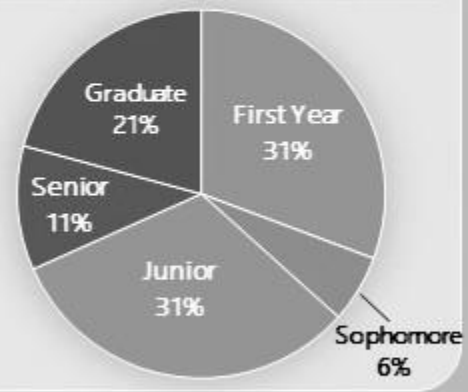


ENROLLED


First Year: 389
Transfer: 747
Graduate: 309

ENROLLMENT

1,500 TOTAL ENROLLED



STUDENT ETHNICITY



GENDER IDENTITY



FEMALE: 882



MALE: 528

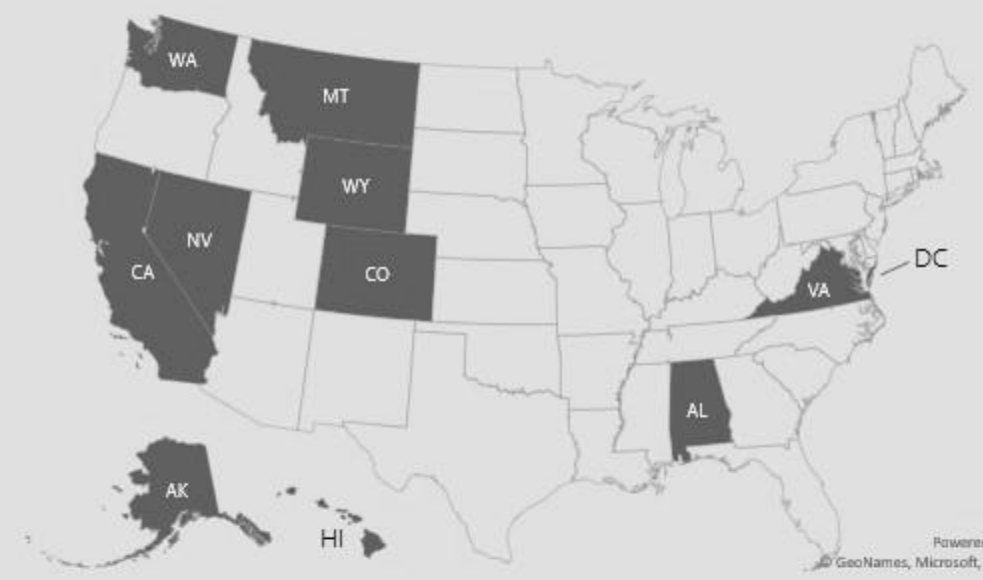


NONBINARY:
35



DECLINED: 55

LOCATIONS



STATISTICS

33%

First Generation
students

14

Average Unit
Load

83%

Students at Full
Time status